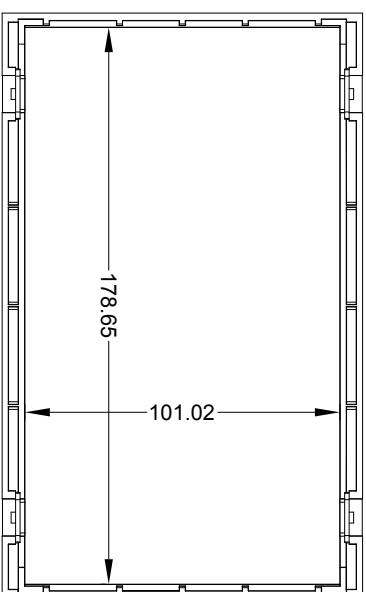
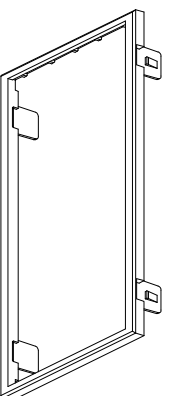
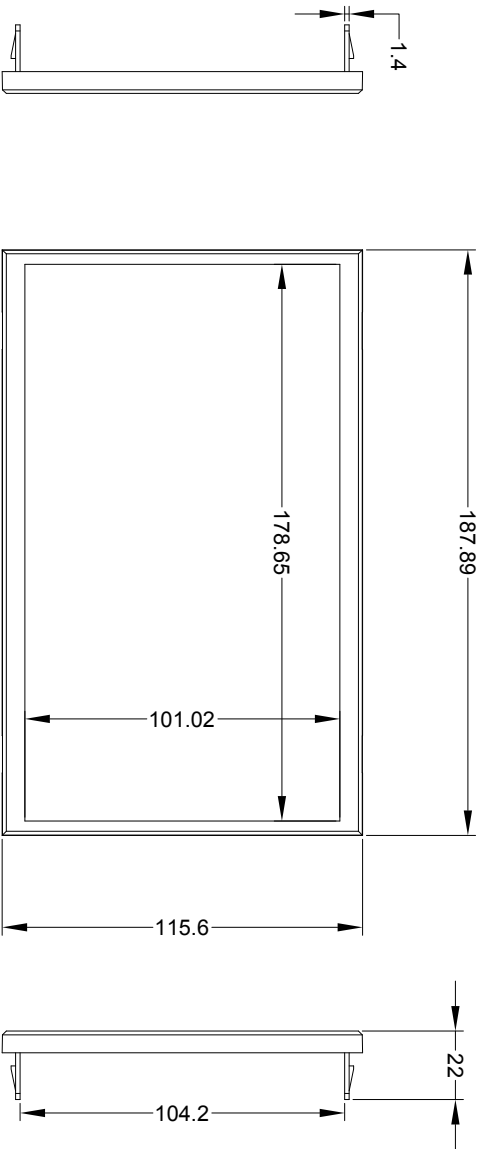
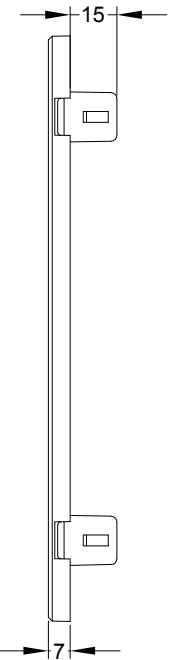


Revision Notes:

Checked By: - Approved By: - Date Released: -



DIMENSION	TOLERANCE
0.3~1.0	±0.15
1.0~20	±0.25
20~100	±0.30
100~250	±0.40
250~	±0.40

- NOTES:
1. MATERIAL: ABS.
 2. FINISH: BLACK SPRAY.
 3. ALL SHARP EDGES AND BURS TO BE REMOVED.
 4. IT IS THE DUTY OF THE MAKING COMPANY TO ENSURE CORRECT FITMENT TO ITS MATING PARTS IS MAINTAINED.

PROPRIETARY NOTICE
 THIS DESIGN AND TECHNICAL INFORMATION APPEARING ON THIS DRAWING IS THE PROPERTY OF BRIGADE ELECTRONICS, AND IS DISCLOSED IN CONFIDENCE. IT IS NOT TO BE COPIED, REPRODUCED, REVEALED TO OR EXPLOITED BY OTHERS, EITHER IN WHOLE OR IN PART WITHOUT THE EXPRESS WRITTEN CONSENT OF BRIGADE ELECTRONICS.

BRIGADE
 www.brigade-electronics.com

Assembly Pl Approval HCHOI - 12/03/12		Approved by DKERAL		Checked by MBUTLER		Drawn by JNEWMAN	
Angle of Projection Third Angle		Units mm	Scale N/A	Released 12/03/12	Assembly Ref 4DCECL65WDD		

Status RELEASED	Stock Code 3938	BE-865DDM-DP
		BE-001727-00-11